

PRIME LINE

PC07

PASS-THROUGH UNIT

DESCRIPTION

Hood Type dishwasher Multipower, single skin execution, Wris®2+Wash and Rinse Integrated System. Built-in rinse aid dosing pump.



STANDARD FEATURES

DURABILITY

- Single skin body in AISI 304

FLEXIBILITY

- Multipower: 230V ~ 50Hz; 230V/3 ~ 50Hz; 400V/3N ~ 50Hz-
- Hood activated cycle start and manual cycle start;
- Provision for built-in detergent aid dosing pump and drain pump;
- Soft Start: The cycle starts slowly and gradually builds to full speed to prevent the dislodging of light items like glassware and crockery and consequently breakage;
- Fast programming of the control panel upon installation to establish specific times, temperatures and detergent requirements;
- Built-in rinse aid dosing pump.

HYGIENE

- WRIS2+ Wash and Rinse Integrated System;
- Single piece deep drawn tank;
- Multiple filtration system: 4 removable stainless steel surface filters and pump suction filter for easy everyday cleaning operations;
- Self-cleaning cycle at unit switch-off;
- Removable rack holder.

SAFETY

- Magnetic microswitch to stop the cycle in case of accidental door opening;
- Adjustable Thermostop as a standard: it ensures that the correct operating temperatures are reached;
- Temperature measurement via electronic probes: accuracy and reliability. Allows the operator to read the real and the set point temperatures on the display.

PC07

STANDARD FEATURES

POWER AT YOUR FINGERTIPS

- Display with temperature indicators;
- 4 programming options for washing cycles (Eco fast, Glasses, Dishes, Intensive);
- Diagnostics with alphanumeric alarm codes;
- Cycle progress with alphanumeric countdown;
- Cycle and performance counter: allows for plan maintenance. Useful for statistics and usage information;
- Colour- coded status indicators.

WRIS2+ WASH AND RINSE INTEGRATED SYSTEM

The WRIS®2+ posts a 25% reduction in rinse water consumption while still providing a thorough, consistent clean.

Reducing operating expenses while washing efficiently: 27.302 l of water saved per unit per year compared to standard systems.

STANDARD RACK EQUIPMENT

RACKS AND INSERTS

- P12/18 - 2 dish racks P12/18
- CB - 1 combination rack CB h 75 mm
- G - 1 cutlery holder



P12/18



CB



G


















PC07

OPTIONAL

- 9 kW booster
- Surcharge for built-in detergent dosing pump
- Drain pump kit (provided separately)
- Detergent dosing pump kit (provided separately)
- Provision for peak power reduction connection
- External water softeners
- Special voltages
- Surcharge for drain pump
- Double skin insulated hood
- CRC2- heat recovery unit: CRC2 allows for cold water connection (15 to 30 deg C). CRC2 allows for consistent energy savings. Minimizing the steam released, CRC2 helps creating a more comfortable work environment.
- Entry and exit table

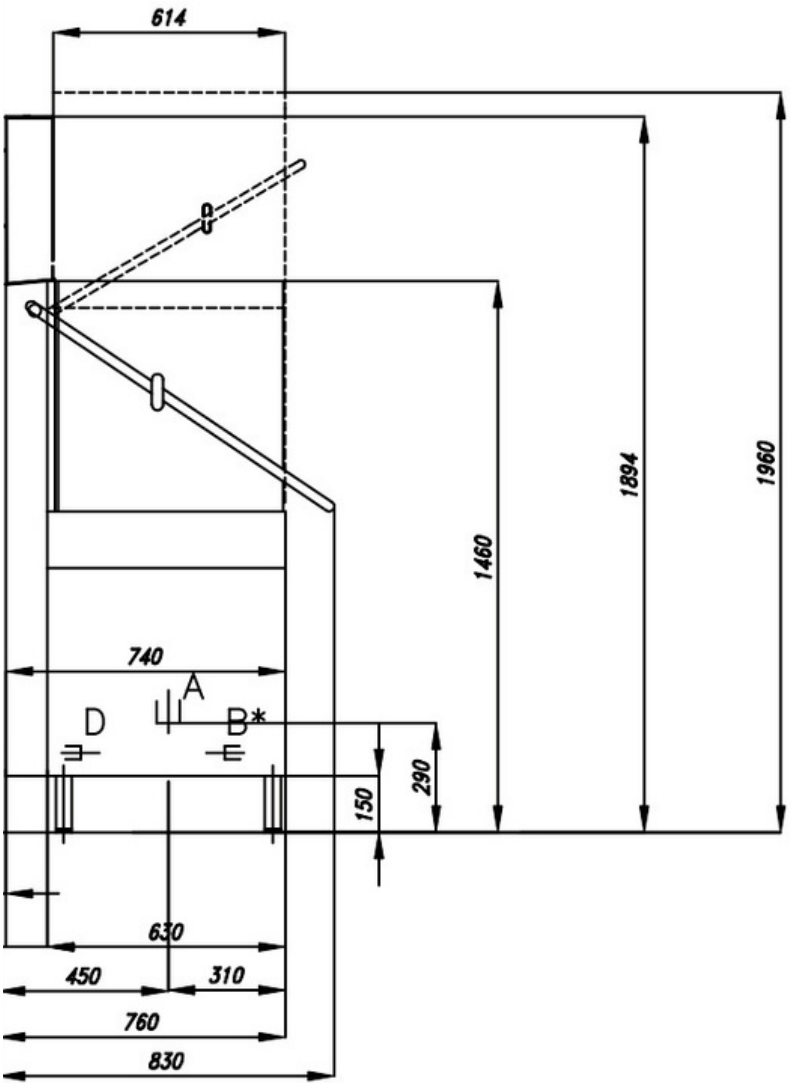
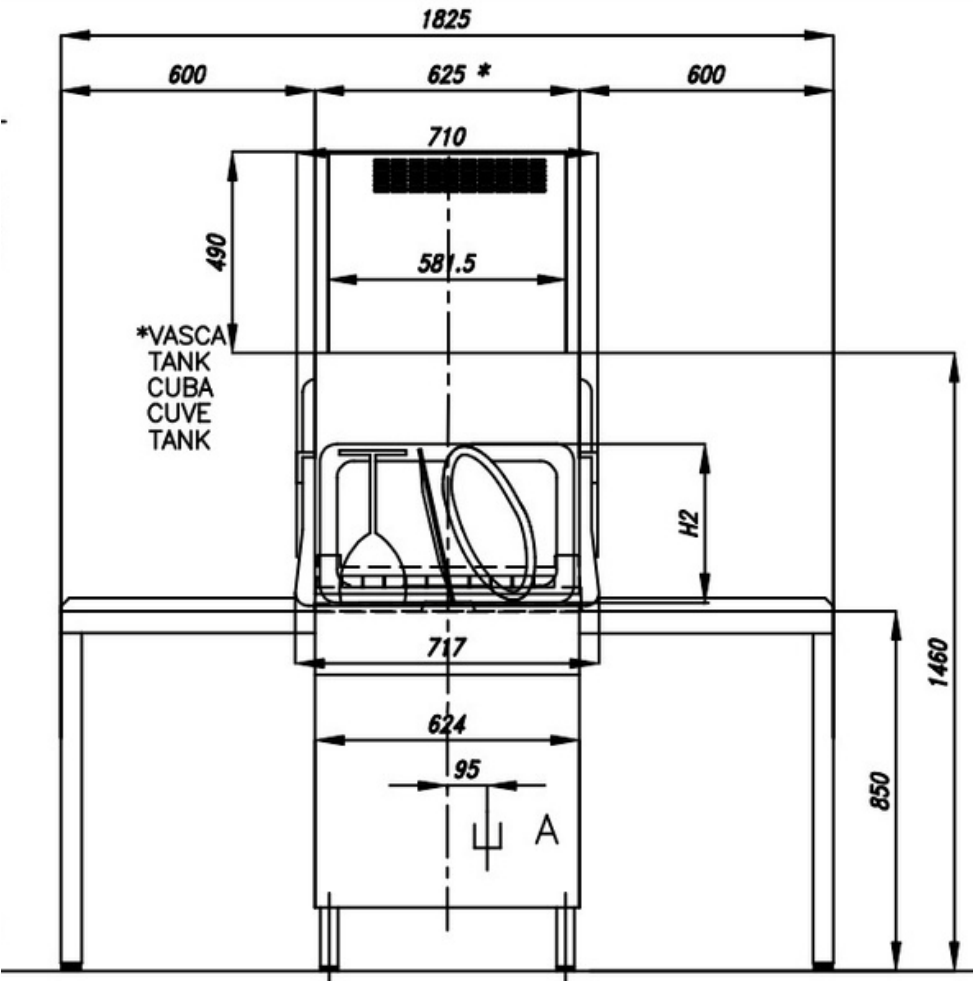
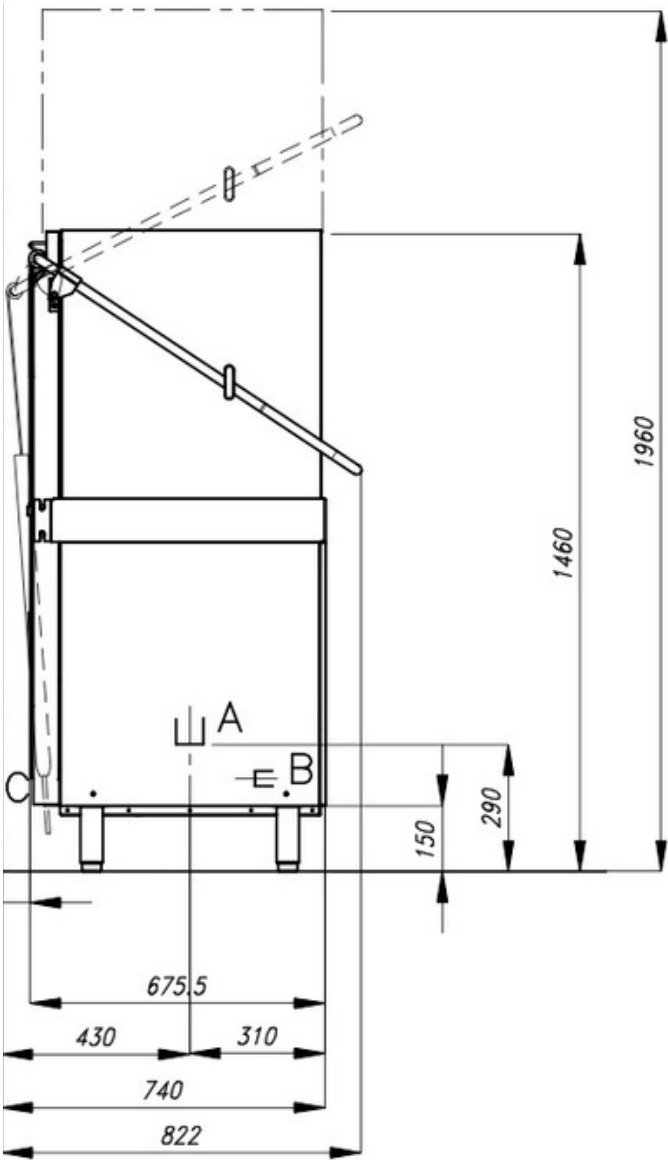
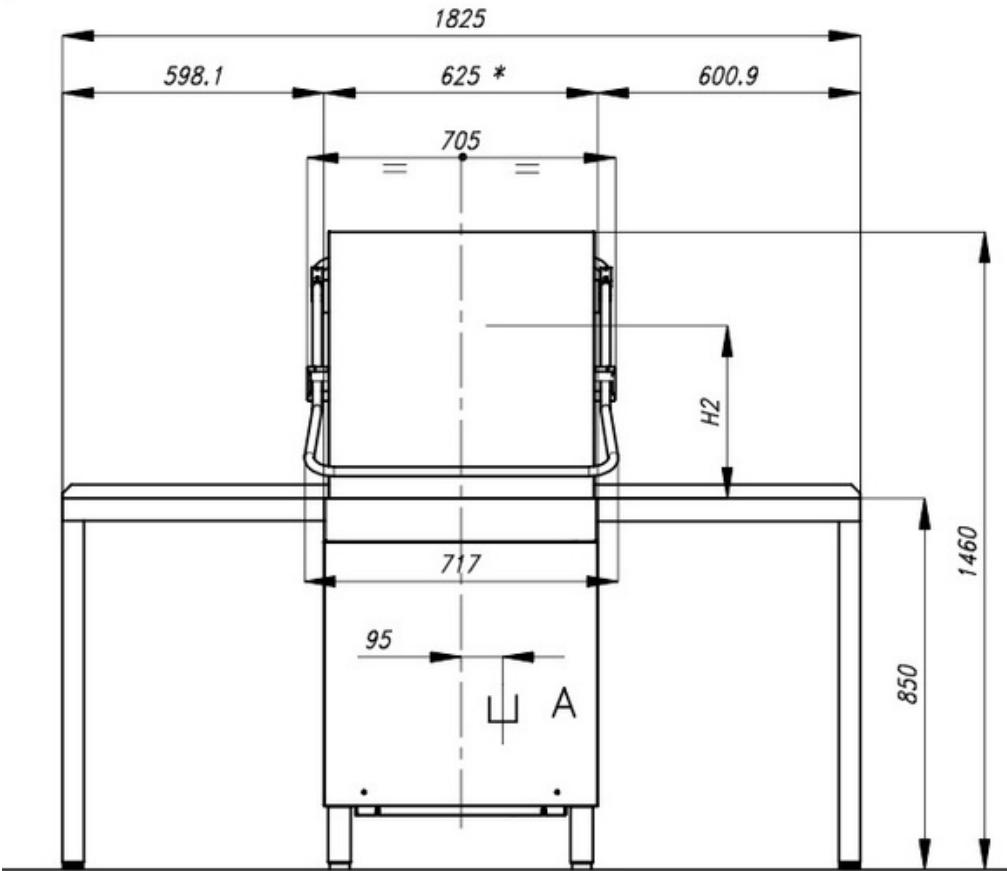
PC07

TECHNICAL DATA

	EXTERNAL SIZE	625 x 740 x 1460 mm
	EXTERNAL SIZE WITH CRC2	625 x 740 x 1894 mm
	OVERALL SIZE	1960 mm
	CLEARANCE	440 mm
	RACK SIZE	500 x 500 mm
	ELECTRICAL SUPPLY	230V/50Hz; 230V/3/50HZ; 400V/3N/50Hz
	WASH PROGRAM LENGHT	90/90/120/240"
	MAX OUTPUT - WARM WATER CONNECTION (55 C°) ●	40/40/30/15 racks/h
	MAX OUTPUT - COLD WATER CONNECTION (15 C°) ●	32/32/30/15 racks/h
	RINSE WATER CONSUMPTION	2,5 l /rack
	TANK HEATER ELEMENT	2,2 kW
	BOOSTER HEATER ELEMENT	7 kW
	TANK SIZE	42 l
	WASH PUMP	0,7 kW
	INSTALLED LOAD	7,7 kW
	NOISE	65-67 dB(A)
	WEIGHT	108 kg

PC07

TECHNICAL DRAWINGS



A	SCARICO VASCA - VIDANGE CUVÉ TANK DRAIN - TANKABLAUF
B*	ENTRATA ACQUA - ARRIVÉE EAU WATER INLET - WASSERZULAUF } Max 50/60°C - 2/4BAR
C	ALLACCIAMENTO ELETTRICO - BRANCHEMENT ELECTRIQUE ELECTRICAL CONNECTION - ELEKTROANSCHLUSS
D	ENTRATA ACQUA FREDDA - ARRIVÉE EAU FROIDE COLD WATER INLET - KALTWASSERZULAUF } Max 25°C
* OPTIONAL ONLY FOR TANK - EN OPTION SEULEMENT POUR LES CUVÉ OPTIONAL SOLO PER VASCA - OPTIONAL NUR FÜR TANK	

The stated values may deviate depending on installation conditions and items washed.
Comenda Ali Group srl reserves the right to modify product specifications at any time without prior notice.